




Mill Travel Measuring Guide

Doc V: 1.0


Standard Measurements



STEP 1.
Adjust all stops to the most outward position. Traverse the table to its full extent in one direction.



STEP 2.
Draw a line across the table and lower slide.




STEP 3.
Traverse the table to its full extent in the opposite direction.



STEP 4.
Measure between the two marks, this will give the travel of the slide. Repeat these steps for each axis.

Additional Measurements



The overall length of table & gap between any table drains. To ensure the scale is easier to fit on the machine. Measure maximum length scale that can be fitted on each axis.



The minimum distance between the rear of the table and column. Depending upon available space it may be necessary to select a slim profile scale or mount on the front of the table.



On smaller milling tables the maximum height from the Y axis slide to the top of the table also needs to be measured.

Machine Make...

(E.g Adcock And Shipley)

Machine Model...

(E.g Bridgeport)

X Travel...

(E.g Longitudinal Travel 762mm)

Y Travel...

(E.g Cross Travel 302mm)

Z Travel...

(E.g Knee Travel 406mm)

Notes...





Lathe Travel Measuring Guide


Doc V: 1.0

Standard Measurements



STEP 1.

Adjust all stops to the most outward position. Traverse the saddle to its maximum travel towards the chuck.



STEP 2.

Draw a line along the edge of the carriage on the bed.



STEP 3.


Push the tail stock out to its most outward position. Traverse the carriage to its full extent toward the tail stock.



STEP 4.

Measure between the mark and the edge of the carriage. This will give you the carriage travel.

Additional Measurements



STEP 1.

Traverse the cross slide to its most outward position. Draw a line across the cross slide and lower slide.



STEP 2.

Traverse the cross slide to its most inward position. Measure between the two marks, this will give the travel of the cross slide.



Other measurements include the width of the gap between the bed. The overall height from the top of the cross slide to the base of the slide.



Some lathes have a recessed cross slide, by measuring the gap we may be able to use a slim profile scale to fit within the slot.

Machine Make...

(E.g Colchester)

Machine Model...

(E.g Triumph 2000)

X Travel...

(E.g Cross Slide Travel 228mm)

Z Travel...

(E.g Carriage Travel 760mm)

Top Slide Travel...

(E.g Top Slide Travel 100mm)

Notes...

